

ST. THOMAS SCHOOL, SAHIBABAD

EVS

Class-III

Worksheet-1(2020-21)

Lesson 1 (MY BODY)

Date - 04/04/2020

Dear students, We have studied in the previous class that our body is made up:

1. EXTERNAL BODY PARTS - The parts of body which we can see.

2. INTERNAL BODY PARTS - The parts of body which we cannot see.

3. SENSE ORGANS - The parts of body which help us to see, smell, hear, taste and feel.

So let us answer some questions now.

Q1. From the given box,

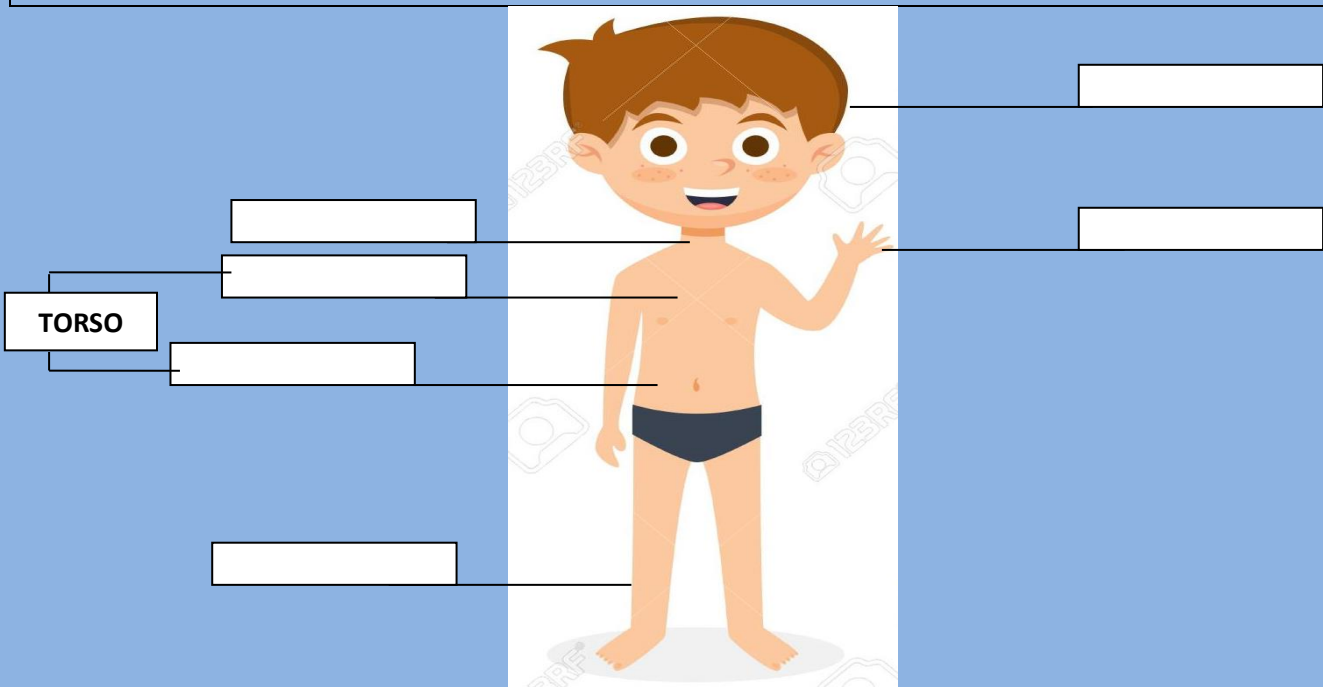
Heart	Nose	Head	Ears	Lungs	Skin	Stomach
Legs	Tongue	Arms	Brain	Eyes	Chest	Neck

list out the body parts in the particular category:

EXTERNAL BODY PARTS	INTERNAL BODY PARTS	SENSE ORGANS

Q2. Label the following body parts:

HEAD	CHEST	ABDOMEN	ARM	LEG	NECK
------	-------	---------	-----	-----	------



Q3. Match the following:



TOUCH



HEARING



SMELL



TASTE



VISION

St. Thomas School, Sahibabad

Assignment: Art & Craft

Class 3

Dear Students,

Art and Craft worksheet is attached, please make sure that all the art work is done in your art file. . (DO IT ON THE ART PAPER OF THE OLD/ UNUSED ART FILE.)


1. Make a beautiful garden seen
2. Draw any five famous cartoon characters
3. Draw village scene (Trees & Hut compulsory)

NB: Use only Crayons/Oil Pastel

St. Thomas School, Sahibabad
Computer Worksheet -1 (2020-21)

Class -3

Students: Let us Revise MS -Paint ,open MS -Paint on your computer and draw the colourful home and a scenery.



Note: Do the worksheet in a separate copy.

Copy down the comprehension passage in the copy in a neat handwriting and answer the questions that follow.

Q. Reading Comprehension

Anna's lute

Anna's favorite hobby is playing lute. She spends a lot of her free time playing lute. She started learning to play lute when she was 5 years old. She played in her school's band.

Anna's dad bought her a lute and she started practicing every day after school. It was very loud, but her mother never complained. She improved a lot, and playing lute has been her favorite hobby ever since.



- 1) What is Anna's favorite hobby?
- 2) When did Anna start to play lute?
- 3) Who bought Anna a lute?
- 4) What is the title of the story?
- 5) Where did Anna perform lute?

अभ्यास पत्र- 2

कक्षा -तृतीय

विषय -हिंदी

निम्नलिखित प्रश्नों के उत्तर दीजिए।

प्रश्न(1) उचित शब्दों से खाली स्थान भरिए।

(क) यह आम बहुत _____ है।

(ख) समोसा _____ है।

(ग) पत्ता _____ है।

(घ) आकाश में _____ छाए हैं।

प्रश्न (2) विशेषण शब्दों पर गोला लगाइए।

(क) मेरे पास सौ रूपए है।

(ख) दुष्ट रावण मारा गया।

(ग) राम भला आदमी है।

(घ) दही खट्टा हो गया है।

प्रश्न (3) नीचे दिए गए शब्द पढ़कर लिखिए कि वह स्वाद में कैसा होता है।

करेला -

इमली-

गुलाब जामुन -

चाट-

Have you looked at things from different sides? Do they look the same or different?

Yes, I have looked at things from different sides. Most of them do not look the same from different sides.

For example : from side, table looks like this-



Picture from top is-



symmetry

- an object is symmetrical when one half is a mirror image of the other half.
- it may be divided by one or more lines of symmetry.

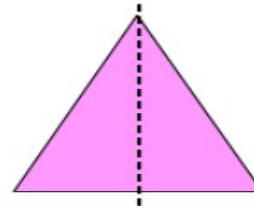
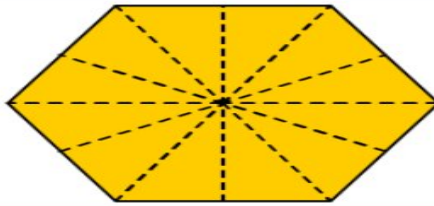
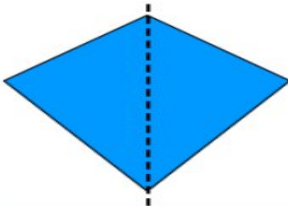
EXAMPLES:

symmetry

Symmetry is having one side that exactly mirrors the other.



A line of symmetry divides a symmetrical shape in half.



An object may have more than one line of symmetry.



1. Underline the correct view to look at these things.




TOP / SIDE/ FRONT



TOP / SIDE /FRONT

2. Here are some pictures. Find out from where you have to look to see the things this way.



Staircase



Staircase



Table



Chair

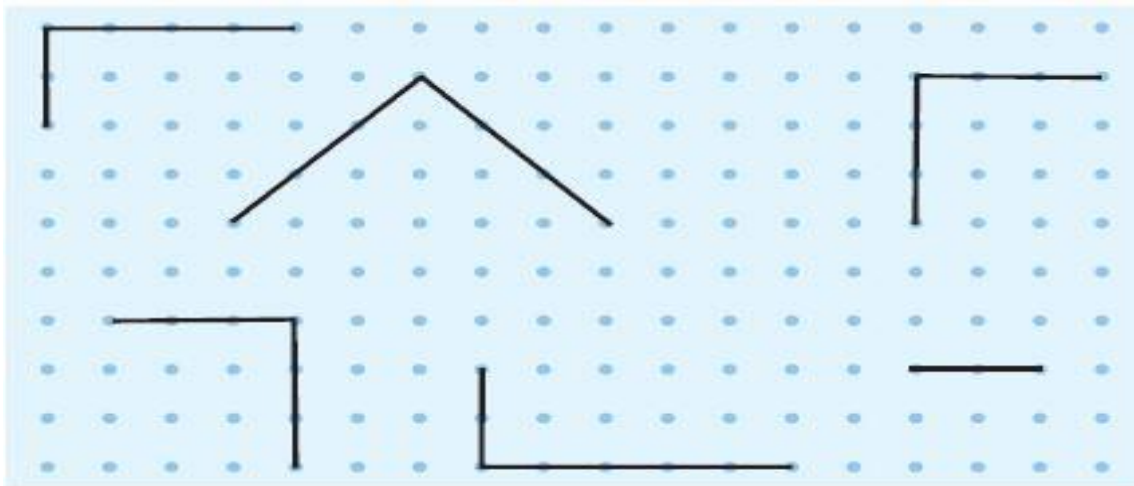


Pencil



Bus

3. Complete these figures to make squares and rectangles.



4. On the dot grid given below, draw the following

a) a kite


b) a leaf

c) a flower

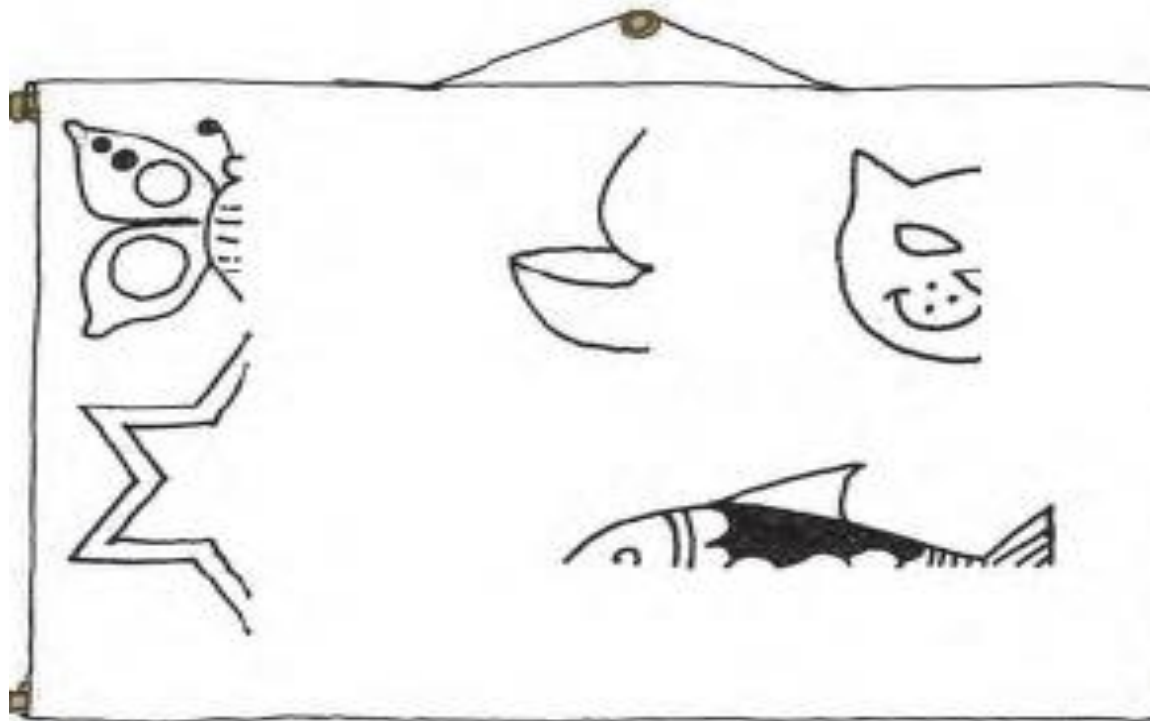
d) a boat

e) a star

f) a pot



5. Observe the following figures and complete the other half.



6. Guess the words by looking at these halves and complete these:

DICE

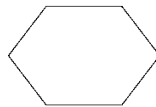
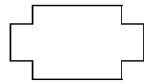

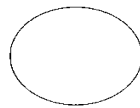

V
H
C

BOOK


V
A
N

7. Draw the line of symmetry for the following:

A **M** **U** **W**
E **B** **C** **D**



8. Draw the top view, side view and front view of any two things in the space provided.



NOTE: Do the worksheet in separate notebook (it should be covered in purple and labelled neatly) or on A4 sheets.